












**KEY**

-  Proposed trees (see ME drawing LCDD.04)
-  Proposed shrub planting (see ME drawing LCDD.05)
-  Site boundary
-  Signal poles
-  Highway lighting columns
-  Proposed lighting columns (pedestrian)
-  Proposed lighting columns (pedestrian and access road)
-  Proposed uplighting
-  Proposed power supply

- NOTES:**
- Pedestrian and street lighting columns
- DW Windsor Manhattan Luminaire
  - IP65/08/CLASS
  - Metallic Silver
  - LED Type LUXEON TX Warm White 3000k
  - Installation height: 5m
  - Column: DW Windsor Tubular
  - Galvanised Steel
- Uplighters
- Philips BBP330
  - Lamp: LED 3000k
  - Beam Angle: 60°
  - Optic: Wide Beam 60
- Highway lighting columns
- Symbol indicates lighting proposals for B1050 and primary roads north and south outside the site
- B1050: 10m lighting column with Philips SGS253 luminaire and 150W SONT lamp
  - Primary road: 8m lighting column with Philips SGS252 luminaire with 90W COSMOPOLIS lamp

D	16.12.15	Design development	DR	BM	SM
C	16.12.15	Design development	DR	BM	SM
B	25.11.15	Design development	EW	BM	SM
A	18.11.15	First issue for discussion	EW	BM	SM
Rev	Revision Date	Purpose of revision	Drawn	Checked	Approved



CLIENT  
**Gallagher Estates**

PROJECT  
Northstowe Phase 1

DRAWING  
Local Centre Square : Lighting Design

SCALE	DRAWN	DATE	Drawing No.	REV
1:200 @ A1	DR	Nov '15	1424.LCDD.06	D

