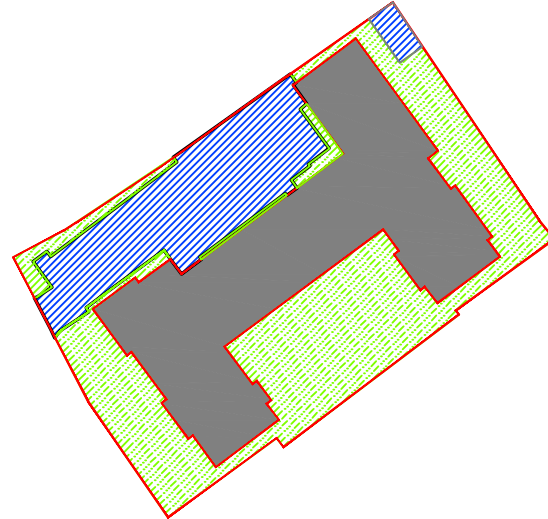


11

Amenity Area Considerations

176 - 178 Cambridge Road, Great Shelford

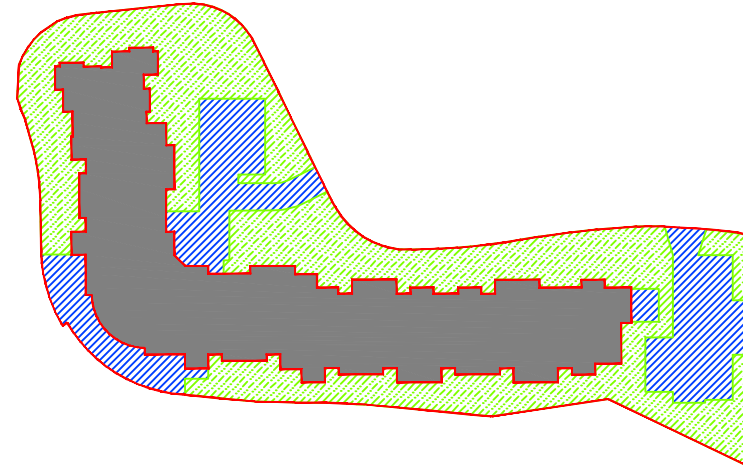


Site Area: 4666.6m² / 0.4666ha
 Building Footprint: 1845.72m²
 Amenity Areas and Patios: 1888.28m²
 Hardstanding: 932.6m²

Green Space % of site Area = 40.46%

Number of Units = 70
 Density = 150.02 units/ha

Hauxton Meadows, Hauxton

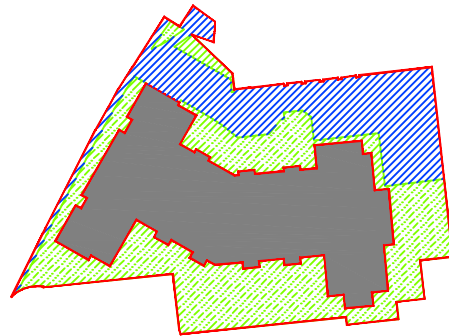


Site Area: 6018.52m² / 0.6019ha
 Building Footprint: 2241.8m²
 Amenity Areas and Patios: 2694.54m²
 Hardstanding: 1082.18m²

Green Space % of site Area = 44.77%

Number of Units = 70
 Density = 116.3 units/ha

Station Road, Great Shelford

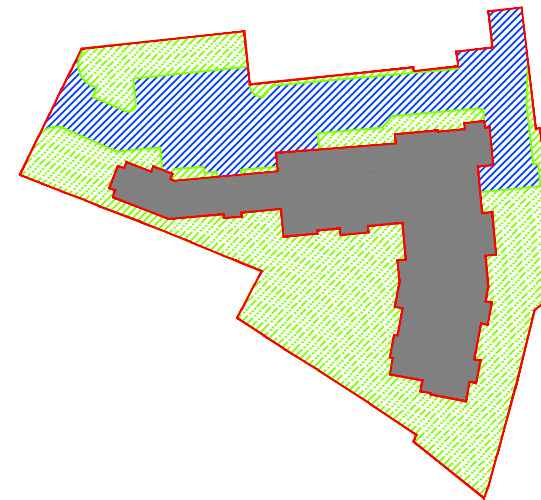


Site Area: 3024.86m² / 0.3025ha
 Building Footprint: 1212.79m²
 Amenity Areas and Patios: 1116.82m²
 Hardstanding: 695.25m²

Green Space % of site Area = 36.9%

Number of Units = 39
 Density = 128.92 units/ha

Former Barley House, Great Shelford

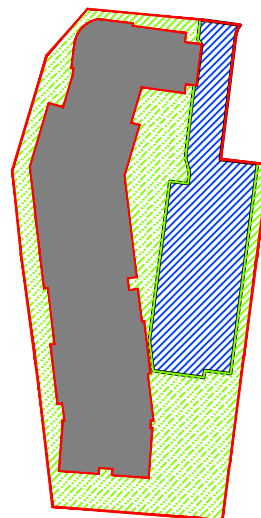


Site Area: 4634.06m² / 0.4634ha
 Building Footprint: 1320.81m²
 Amenity Areas and Patios: 1774.19m²
 Hardstanding: 1539.06m²

Green Space % of site Area = 38.29%

Number of Units = 63
 Density = 135.95 units/ha

Risbygate Street, Bury St Edmunds

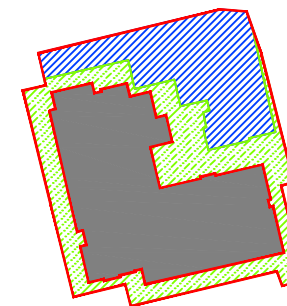


Site Area: 3471.0m² / 0.3471ha
 Building Footprint: 1452.0m²
 Amenity Areas and Patios: 1261.0m²
 Hardstanding: 758.0m²

Green Space % of site Area = 36.36%

Number of Units = 48
 Density = 138.29 units/ha

Former Magistrate's Court, Haverhill



Site Area: 2076.55m² / 0.2077ha
 Building Footprint: 942.09m²
 Amenity Areas and Patios: 622.86m²
 Hardstanding: 511.6m²

Green Space % of site Area = 29.99%

Number of Units = 34
 Density = 163.7 units/ha



Useable Amenity
Area: 978m²

Additional Amenity Area Provided by
Private Balconies

8no Balconies @ 3.65m² = 29.2m²