

PLANTING SCHEDULE

PROPOSED NATIVE PLANT MIX:-

| Number | Species | Pot Size | Specification | Density | Height |
|--------|--------------------|----------|---------------|------------------|---------|
| 480 - | Cornus sanguinea | | BR | 4/m ² | 60-80cm |
| 480 - | Corylus avellana | | BR | 4/m ² | 60-80cm |
| 480 - | Crataegus monogyna | | BR | 4/m ² | 60-80cm |
| 480 - | Euonymus europaeus | | BR | 4/m ² | 60-80cm |
| 480 - | Ilex aquifolium | 3L | | 4/m ² | 30-40cm |
| 480 - | Ligustrum vulgare | | BR | 4/m ² | 60-80cm |
| 480 - | Prunus spinosa | | BR | 4/m ² | 60-80cm |
| 480 - | Rosa canina | | BR | 4/m ² | 40-60cm |
| 480 - | Salix cinerea | | BR | 4/m ² | 40-60cm |
| 480 - | Viburnum opulus | | BR | 4/m ² | 40-60cm |

PROPOSED NATIVE BUFFER PLANTING Type A:

| Number | Species | Pot Size | Specification | Density | Height |
|--------|--------------------|----------|---------------|------------------|-----------|
| 807 - | Acer campestre | | BR | 4/m ² | 100-125cm |
| 1610 - | Crataegus monogyna | | BR | 4/m ² | 60-80cm |
| 807 - | Ilex aquifolium | 3L | | 4/m ² | 30-40cm |
| 1344 - | Prunus spinosa | | BR | 4/m ² | 60-80cm |
| 807 - | Salix caprea | | BR | 4/m ² | 80-100cm |

PROPOSED NATIVE BUFFER PLANTING Type B:

| Number | Species | Pot Size | Specification | Density | Height |
|--------|--------------------|----------|---------------|------------------|-----------|
| 95 - | Acer campestre | | BR | 4/m ² | 100-125cm |
| 95 - | Corylus avellana | | BR | 4/m ² | 60-80cm |
| 188 - | Crataegus monogyna | | BR | 4/m ² | 60-80cm |
| 156 - | Prunus spinosa | | BR | 4/m ² | 60-80cm |
| 95 - | Rosa arvensis | | BR | 4/m ² | 60-80cm |

LINEAR PARK

| Number | Species | Pot Size | Density | Girth | Height | Specification |
|--------|---------------------------------------|----------|------------------|---------|------------|--|
| 2 - | Acer campestre | | Counted | 16-18cm | 4.0-4.5m | Semi-Mature :Clear Stem min. 200 :4x :BR |
| 39 - | Achillea terracotta | 5L | 3/m ² | | | |
| 39 - | Allium sphaerocephalon | 5L | 3/m ² | | | |
| 3 - | Alnus glutinosa | | Counted | 16-18cm | 4.0-4.5m | Semi-Mature :Clear Stem min. 200 :4x :BR |
| 59 - | Kniphofia uvaria | 5L | 3/m ² | | | Full pot; fully rooted pot system; healthy clump; CG |
| 39 - | Kniphofia uvaria | 5L | 3/m ² | | | |
| 94 - | Lavandula angustifolia 'Hidcote' | 5L | 3/m ² | | 30-40cm | |
| 217 - | Lavandula intermedia 'Grosso' | 3L | 5/m ² | | 20-30cm | Bushy; 5/7 brks |
| 174 - | Luzula nivea | 5L | 3/m ² | | | Full pot; fully rooted pot system; healthy clump; CG |
| 94 - | Pachysandra terminalis 'Green Carpet' | 5L | 3/m ² | | | |
| 5 - | Pinus sylvestris | | Counted | 16-18cm | 4.0 - 4.5m | Semi-Mature :Clear Stem min. 200 :4x :BR |
| 4 - | Prunus avium | | Counted | 14-16cm | 3.0-3.5m | Standard :Clear Stem min. 200 :3x :RB |
| 6 - | Prunus padus | | Counted | 14-16cm | 3.0-3.5m | Standard :Clear Stem min. 200 :3x :RB |
| 3 - | Quercus robur | | Counted | 16-18cm | 4.0 - 4.5m | Semi-Mature :Clear Stem min. 200 :4x :BR |
| 181 - | Rosa 'Canary Bird' | 5L | 3/m ² | | | |
| 75 - | Salvia officinalis | 5L | 3/m ² | | | |
| 59 - | Stachys officinalis 'Hummelo' | 5L | 3/m ² | | | Full pot; fully rooted pot system; healthy clump; CG |
| 2 - | Tilia europaea | | Counted | 16-18cm | 4.0-4.5m | Semi-Mature :Clear Stem min. 200 :4x :BR |
| 110 - | Verbena bonariensis | 3L | 5/m ² | | | Full Pot: Healthy Crown |
| 217 - | Vinca minor | 3L | 5/m ² | | 25-30cm | Full Pot: Bushy; 4/6 brks |

PLAY AREA

| Number | Species | Pot Size | Density | Girth | Height | Specification |
|--------|---------------------------------------|----------|------------------|---------|------------|--|
| 1 - | Acer campestre | | Counted | 16-18cm | 4.0-4.5m | Semi-Mature :Clear Stem min. 200 :4x :BR |
| 9 - | Achillea terracotta | 5L | 3/m ² | | | |
| 9 - | Allium sphaerocephalon | 5L | 3/m ² | | | |
| 3 - | Carpinus betulus 'A. Beeckman' | | Counted | 16-18cm | 4.0 - 4.5m | Semi-Mature :Clear Stem min. 200 :4x :BR |
| 59 - | Kniphofia uvaria | 5L | 3/m ² | | | Full pot; fully rooted pot system; healthy clump; CG |
| 9 - | Kniphofia uvaria | 5L | 3/m ² | | | |
| 22 - | Lavandula angustifolia 'Hidcote' | 5L | 3/m ² | | 30-40cm | |
| 14 - | Lavandula intermedia 'Grosso' | 3L | 5/m ² | | 20-30cm | Bushy; 5/7 brks |
| 23 - | Ligustrum vulgare | 5L | 0.4Ctr | | 50-60cm | Branched :Several shoots :3/4 brks : Full pot |
| 177 - | Luzula nivea | 5L | 3/m ² | | | Full pot; fully rooted pot system; healthy clump; CG |
| 7 - | Malus sylvestris | | Counted | 14-16cm | 3.0-3.5m | Standard :Clear Stem min. 200 :3x :RB :Rootstock-M25 |
| 22 - | Pachysandra terminalis 'Green Carpet' | 5L | 3/m ² | | | |
| 144 - | Physocarpus opulifolius 'Luteus' | 5L | 3/m | | 50-60cm | |
| 8 - | Pyrus communis | | Counted | 14-16cm | 3.0-3.5m | Half Standard :Clear Stem min. 200 :3x :RB :Rootstock-Quince A |
| 28 - | Rosa 'Canary Bird' | 5L | 3/m ² | | | |
| 18 - | Salvia officinalis | 5L | 3/m ² | | | |
| 59 - | Stachys officinalis 'Hummelo' | 5L | 3/m ² | | | Full pot; fully rooted pot system; healthy clump; CG |
| 3 - | Tilia europaea | | Counted | 16-18cm | 4.0 - 4.5m | Semi-Mature :Clear Stem min. 200 :4x :BR |
| 7 - | Verbena bonariensis | 3L | 5/m ² | | | Full Pot: Healthy Crown |
| 14 - | Vinca minor | 3L | 5/m ² | | 25-30cm | Full Pot: Bushy; 4/6 brks |

ADDITIONAL TREES:

| Number | Species | Specification | Girth | Height |
|--------|----------------------------------|---|---------|------------|
| 16 - | Acer campestre | Semi-Mature :Clear Stem min. 200 :4x :BR | 16-18cm | 4.0-4.5m |
| 13 - | Amelanchier arborea 'Robin Hill' | Standard :Multi-Stemmed :3/5 brks :3x :RB | | 3.0-3.5m |
| 1 - | Carpinus betulus | Semi-Mature :Clear Stem min. 200 :4x :BR | 16-18cm | 4.0 - 4.5m |
| 14 - | Carpinus betulus 'A. Beeckman' | Semi-Mature :Clear Stem min. 200 :4x :BR | 16-18cm | 4.0 - 4.5m |
| 4 - | Fagus sylvatica | Semi-Mature :Clear Stem min. 200 :4x :BR | 16-18cm | 4.0 - 4.5m |
| 7 - | Malus floribunda | Standard :Clear Stem min. 200 :3x :RB | 14-16cm | 3.0-3.5m |
| 3 - | Pinus sylvestris | Semi-Mature :Clear Stem min. 200 :4x :BR | 16-18cm | 4.0 - 4.5m |
| 8 - | Pyrus calleryana 'Chanticleer' | Standard :Clear Stem min. 200 :3x :RB | 14-16cm | 3.0-3.5m |
| 2 - | Quercus robur | Semi-Mature :Clear Stem min. 200 :4x :BR | 16-18cm | 4.0 - 4.5m |
| 2 - | Taxus baccata | Semi-Mature :Clear Stem min. 200 :4x :BR | 16-18cm | 4.0 - 4.5m |
| 5 - | Tilia europaea | Semi-Mature :Clear Stem min. 200 :4x :BR | 16-18cm | 4.0-4.5m |

FRONT GARDENS- Planting beds in sun-mix:

| Number | Abbreviation | Species | Pot Size | Density | Height |
|--------|--------------|-----------------------------------|----------|------------------|---------|
| 290 - | AHS | Anemone hybrida 'Honorie Jobert' | 2L | 7/m ² | |
| 118 - | DELBAW | Delphinium 'Barba White' | 2L | 5/m ² | |
| 118 - | DELPISE | Delphinium 'Pink Sensation' | 2L | 5/m ² | |
| 118 - | DELPRC | Delphinium 'Princess Caroline' | 2L | 5/m ² | |
| 212 - | HEBMW | Hebe 'Mrs Winder' | 5L | 3/m ² | 40-60cm |
| 270 - | LaH | Lavandula angustifolia 'Hidcote' | 5L | 4/m ² | 30-40cm |
| 174 - | PeaH | Pennisetum alopecuroides 'Hameln' | 5L | 4/m ² | |
| 174 - | ROSSNC | Rosa Snow Carpet | 5L | 4/m ² | 30-40cm |
| 174 - | BSS | Rudbeckia hirta 'Sputnik' | 3L | 5/m ² | |
| 174 - | BSCB | Rudbeckia 'Cherry Brandy' | 3L | 5/m ² | |
| 155 - | VERBO | Verbena bonariensis | 3L | 5/m ² | |

FRONT GARDENS- Planting beds in semi-shade-mix:

| Number | Abbreviation | Species | Pot Size | Density | Height |
|--------|--------------|------------------------------------|----------|------------------|---------|
| 430 - | AORW | Aquilegia 'Origami Red and White' | 3L | 5/m ² | |
| 430 - | AQUFLWA | Aquilegia flabellata 'White Angel' | 3L | 5/m ² | |
| 703 - | CAMO | Carex morrowii variegata | 5L | 4/m ² | |
| 478 - | DIGAB | Digitalis 'Apricot Beauty' | 3L | 5/m ² | |
| 430 - | DIGDC | Digitalis 'Dwarf Carillon' | 3L | 5/m ² | |
| 574 - | HEBMW | Hebe 'Mrs Winder' | 5L | 3/m ² | 40-60cm |
| 535 - | LIMUMW | Liriope muscari 'Monroe White' | 5L | 3/m ² | |
| 535 - | Luni | Luzula nivea | 5L | 3/m ² | |
| 320 - | BSC | Rudbeckia hirta 'Cappuccino' | 3L | 5/m ² | |
| 320 - | RhIS | Rudbeckia hirta 'Indian Summer' | 3L | 5/m ² | |

FRONT GARDENS- Planting beds in shade-mix:

| Number | Abbreviation | Species | Pot Size | Density | Height |
|--------|--------------|---------------------------------------|----------|------------------|---------|
| 267 - | AFa | Astilbe 'Fanal' | 3L | 5/m ² | |
| 318 - | CAMO | Carex morrowii variegata | 5L | 4/m ² | |
| 267 - | GpS | Geranium phaeum var. phaeum 'Samobor' | 3L | 5/m ² | |
| 260 - | HEBMW | Hebe 'Mrs Winder' | 5L | 3/m ² | 40-60cm |
| 267 - | HBS | Heuchera 'Berry Smoothie' | 3L | 5/m ² | |
| 200 - | HBA | Hosta 'Blue Angel' | 3L | 4/m ² | |
| 247 - | LIMUMW | Liriope muscari 'Monroe White' | 5L | 3/m ² | |
| 247 - | Luni | Luzula nivea | 5L | 3/m ² | |

HEDGE

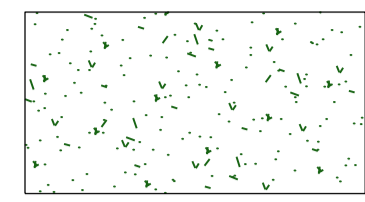
| Number | Abbreviation | Species | Pot Size | Density | Height |
|--------|--------------|-----------------------------------|----------|---------|---------|
| 130 - | EujaK | Euonymus japonicus 'Kathy' | 10L | 0.3Ctr | 60-80cm |
| 143 - | HEBSAP | Hebe 'Sapphire' | 10L | 0.3Ctr | 60-80cm |
| 331 - | Od | Osmanthus delavayi | 10L | 0.3Ctr | 60-80cm |
| 1837 - | PIOL | Prunus laurocerasus 'Otto Luyken' | 10L | 0.3Ctr | 60-80cm |

AQUATIC PLANTING:


| Number | Species | Pot Size | Density |
|--------|-------------------------|----------|------------------|
| 373 - | Berula erecta | 3L | 7/m ² |
| 373 - | Callitriche stagnalis | 3L | 7/m ² |
| 373 - | Eupatorium cannabinum | 3L | 7/m ² |
| 407 - | Lythrum salicaria | 3L | 7/m ² |
| 480 - | Myosotis scorpioides | 3L | 9/m ² |
| 373 - | Nasturtium officinale | 3L | 7/m ² |
| 373 - | Ranunculus peltatus | 3L | 7/m ² |
| 373 - | Ranunculus penicillatus | 3L | 7/m ² |
| 373 - | Sparganium erectum | 3L | 7/m ² |

CLIMBERS

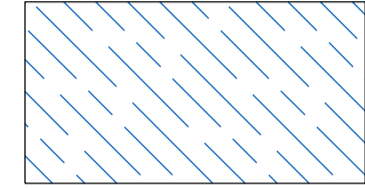
| Number | Species | Pot Size | Density |
|--------|----------------------------------|----------|---------|
| 50 - | Clematis cirrhosa 'Jingle Bells' | 3L | 2/m |
| 50 - | Jasminum officinale | 3L | 2/m |



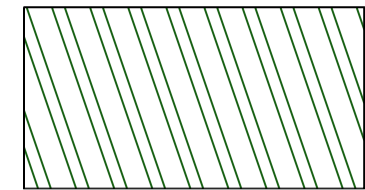
Proposed meadow
Product: Meadow Mixture EM2
Supplier: Emorsgate Seeds




Proposed wildflower mix
Product: EM6F - Meadow Mixture for chalk & limestone soils (alternative EM6)
Supplier: Emorsgate Seeds



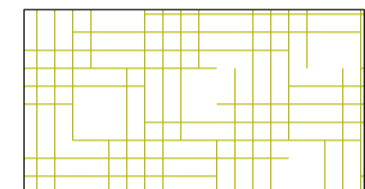
Bio retention basins
Product: Flora Aqua
(70% Wildflowers and 30% Grasses)
Supplier: Tillers Turf




Proposed native buffer planting Type A



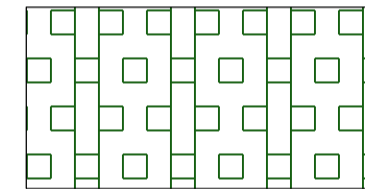
Proposed native buffer planting Type B



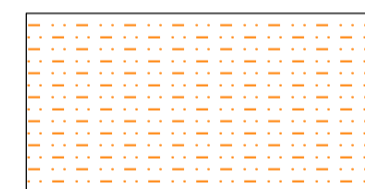
Proposed native plant mix




Linear Park
Proposed lawn: Lindum Festival Landscape
Turf - LT7



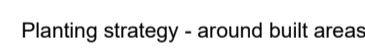
Linear Park
Proposed planting
For detailed planting plan ref. dwg.4017



Proposed flowering lawn
Product: Meadow Mixture EM2
Supplier: Emorsgate Seeds



Proposed aquatic / marginal planting




Planting strategy - around built areas



Proposed road verges
Product: Species Rich Lawn Turf
Product code : WFT-Species-Rich-26
Supplier : Wildflower Turf Ltd



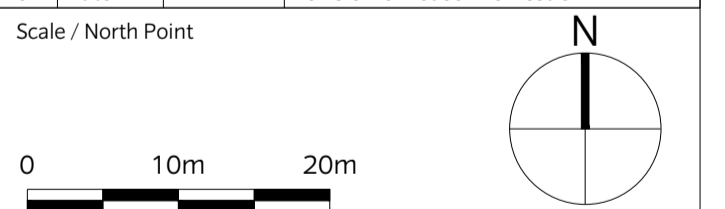
Private front gardens
Shrubs and perennials



Proposed hedge

This document should not be relied on or used in circumstances other than those for which it was prepared and for which Chris Blandford Associates was commissioned. Chris Blandford Associates accepts no responsibility for this document to any other party other than the person by whom it was commissioned.

| | | | |
|-----|----------|-----|--------------------------------------|
| P5 | 12/04/21 | PC | Revised submission |
| P4 | 23/10/20 | PC | Revised submission |
| P3 | 23/06/20 | PC | Revised submission |
| P2 | 13/03/20 | PC | Revised submission |
| P1 | 02/03/20 | PC | Revised Reserved Matters Application |
| SO | 08/11/19 | SM | Stage 3 Issue |
| PO | 13/09/19 | SM | Issued For Planning |
| Rev | Date | Dwg | Revision or reason for Issue |



CHRIS BLANDFORD ASSOCIATES
cba landscape | environment | heritage
The Print Rooms Studio 511 164/180 Union St Waterloo London SE1 0LH
T +44 (0)20 7089 6480 E mail@cbastudios.com W www.cbastudios.com

| | |
|--|---|
| Client | Castlefield International Limited |
| Project Title | TEVERSHAM ROAD FULBOURN |
| Drawing Series and Title | 4000 SERIES Planting Schedule Site wide |
| Scale @ A1 1:500 | Drawn PC Approved RB |
| Date SEP 2019 | Drawing Status FOR PLANNING |
| Drawing number TRF-CBA-1-GF-M2-L-4011 | Revision P5 |